




xello

Xello and the Wisconsin ACP

Using Xello to support
Academic and Career Planning






Say hello to Xello!

Xello is an all-new software that helps students in grades 6–12 create their very own, unique roadmap for future success—enabling them to discover their own personalized pathway through self-knowledge, exploration and planning. Built on a proven model for student success, Xello is aligned to Academic and Career Planning (ACP).

Xello Model for Student Success




Build Self-knowledge

Students define their interests, skills, preferences, and aspirations so they can explore the opportunities right for them.




Explore Options

Students learn about career possibilities and educational pathways by exploring rich engaging content and lessons.



Create a Plan

Students create dynamic, actionable plans that outline the steps needed to achieve school, career, and life goals.



Learn & Reassess

As students gain experience, knowledge, and skills, they can reassess and change their plans for the future.

Stages of Successful Academic & Career Planning (ACP)



Know

Who am I? Get to know your interests, skills, and strengths.



Explore

Where do I want to go? Explore career pathways and education opportunities.



Plan

How do I get there? Set your route! Set goals, choose courses, join clubs and activities, obtain financing, fill out applications, write resumes.



Go!

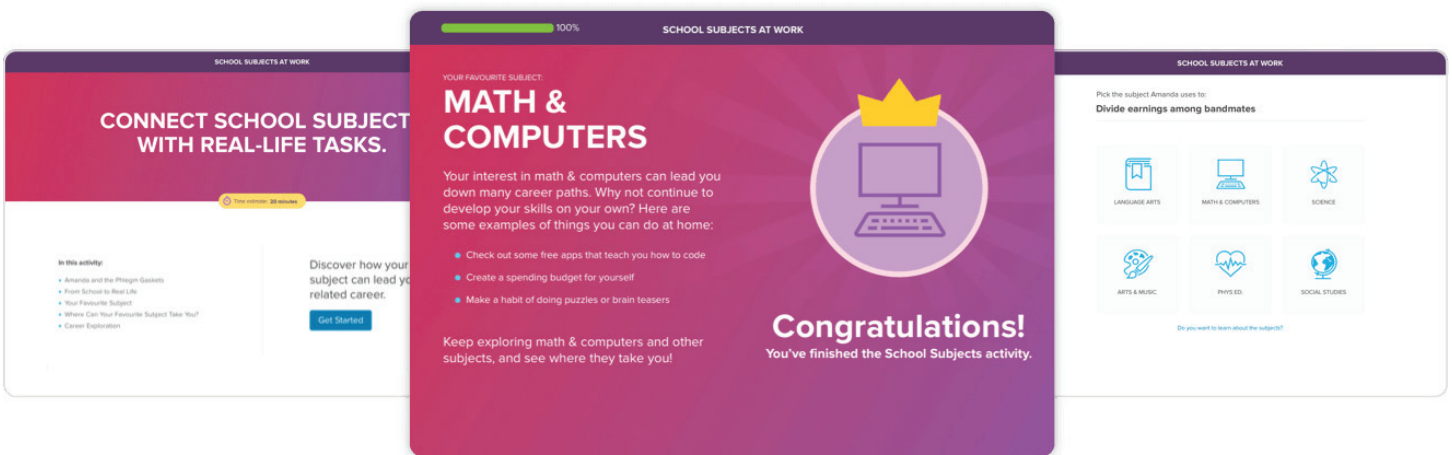
Recalculate as needed.

Throughout this document, you'll find Xello's lessons and key ongoing activities associated with the core ACP stages each supports in a grade-by-grade recommended scope and sequence. Look for the KNOW, EXPLORE, PLAN, and GO! tags.



Interactive lessons build future-ready skills and knowledge

To encourage continuous learning and reassessment, Xello includes age-appropriate content with grade-specific lessons. Each addresses the academic and real-world skills relevant for grades 6–12 to help make students ready for a constantly changing world.



Lessons are interactive, fully digital and turn-key.

By automatically bringing students' own saved careers, schools, and interests into the lessons, Xello provides a completely personalized, seamless and relevant learning experience.

In this document you'll find a recommended grade-by-grade sequence for the lessons available in Xello mapped to the four stages of ACP. You'll also see what students need to do before starting each lesson and an overview of what your students will learn in each one.

We've suggested additional activities students can complete in Xello at each grade.


A few notes:

- ✓ Activities in this document, and their sequence, are recommendations. Feel free to customize the activities and lesson sequence to meet your needs.
- ✓ Lesson lengths outlined in this document are approximate—students may take more or less time to complete a lesson.
- ✓ More details about lessons in Xello, including how students work with lessons, and how you can review and report on lessons can be found at <https://help.xello.world>.

6th Grade

LESSON	BEFORE BEGINNING...	STUDENTS WILL...
<p>Interests</p> <p>🕒 20 to 30 minutes</p> <p>KNOW</p>	<ul style="list-style-type: none"> ✓ Add at least 5 interests ✓ Save 3 careers 	<ul style="list-style-type: none"> • Reflect on a few of the interests they've saved in Xello's interest inventory • Explore the link between interests and various careers • Investigate how their interests match up with a career they like
<p>School Subjects at Work</p> <p>🕒 20 to 30 minutes</p> <p>EXPLORE</p>	<ul style="list-style-type: none"> ✓ Save 3 careers 	<ul style="list-style-type: none"> • Explore how people in a variety of careers apply different school subjects on the job • Investigate how people in various careers use a school subject they like on the job • Explore the school subjects related to careers they like
<p>Decision Making</p> <p>🕒 20 to 30 minutes</p> <p>PLAN GO!</p>	<ul style="list-style-type: none"> ✓ Students can dive right in! 	<ul style="list-style-type: none"> • Explore the importance of making informed decisions, and using the information they have to make the best decisions at the time • Learn about the importance of considering the consequences of potential decisions • Reflect on an important decision they've recently made

Suggested activities



ABOUT ME

- ✓ Upload a profile picture and cover photo
- ✓ Add hobbies and interests to *Interests*
- ✓ Explore *Career Clusters* and save ones of interest
- ✓ Save personal work or relevant files to their *Storyboard*


EXPLORE OPTIONS

- ✓ Explore careers and use filters to refine results based on specific school subjects
- ✓ Research some career profiles and save ones of interest

7th Grade

LESSON	BEFORE BEGINNING...	STUDENTS WILL...
<p>Explore Learning Styles</p> <p>🕒 30 to 40 minutes</p> <p>KNOW</p>	<ul style="list-style-type: none"> ✓ Complete the <i>Learning Style</i> quiz ✓ Save 3 careers 	<ul style="list-style-type: none"> • Investigate visual, auditory, and tactile learning styles • Explore how understanding their own learning style can help them in school and in their career
<p>Discover Learning Pathways</p> <p>🕒 30 to 40 minutes</p> <p>EXPLORE</p>	<ul style="list-style-type: none"> ✓ Save 3 careers 	<ul style="list-style-type: none"> • Investigate their postsecondary pathway options • Explore the postsecondary pathways to various careers • Evaluate the pathways they could take to a career that interests them
<p>Biases and Career Choices</p> <p>🕒 20 to 30 minutes</p> <p>PLAN GO!</p>	<ul style="list-style-type: none"> ✓ Students can dive right in! 	<ul style="list-style-type: none"> • Identify biases of gender, ethnicity, ability, and class in the workplace • Explore how biases can influence career choices

Suggested activities



ABOUT ME

- ✓ Complete the *Learning Style* quiz
- ✓ Identify areas of expertise and add skills in *Skills*

EXPLORE OPTIONS

- ✓ Try out the filters and see how changing filters impacts results


EXPLORE OPTIONS *(continued)*

- ✓ Select a career profile and read interviews with real people currently in that career
- ✓ Select a few career profiles, save ones they might be interested in, and record their feelings about them
- ✓ Check out the profiles for schools of interest

8th Grade

LESSON	BEFORE BEGINNING...	STUDENTS WILL...
<p>Skills</p> <p>🕒 30 to 40 minutes</p> <p>KNOW</p>	<ul style="list-style-type: none"> ✓ Save 3 careers 	<ul style="list-style-type: none"> • Explore how school, extracurricular, and leisure activities help build skills • Identify skills needed for a variety of occupations • Investigate career options related to their own skills
<p>Explore Career Matches</p> <p>🕒 30 to 40 minutes</p> <p>KNOW EXPLORE</p>	<ul style="list-style-type: none"> ✓ Complete the <i>Matchmaker</i> quiz ✓ Save 3 careers 	<ul style="list-style-type: none"> • Investigate central, secondary, and other aspects of the career match assessment, and how they relate to careers • Reflect on their own career assessment results • Explore the aspects of a career that interests them
<p>Transition to High School</p> <p>🕒 20 to 30 minutes</p> <p>PLAN GO!</p>	<ul style="list-style-type: none"> ✓ Save at least 5 interests 	<ul style="list-style-type: none"> • Explore ways to make their transition to high school easier and more successful • Identify questions and concerns they might have about transitioning to high school • Explore clubs, activities, and other resources to help handle the transition to high school • Develop strategies to deal with transitions

Suggested activities



ABOUT ME

- ✓ Complete the *Matchmaker* quiz
- ✓ Update *Skills*, Interests and *Storyboard*
- ✓ Add life and education experiences to the *Experiences Timeline*

GOALS & PLANS

- ✓ Begin a four-year high school course plan

EXPLORE OPTIONS

- ✓ Choose career profiles of interest and find out why certain options may be a better fit than others by reviewing *Matchmaker* answers
- ✓ Focus on the education section in a career profile and explore schools offering related training
- ✓ Choose a career profile and save it, record feelings about saved careers, and further investigate these options.

9th Grade

LESSON	BEFORE BEGINNING...	STUDENTS WILL...
<p>Personality Styles</p> <p>🕒 30 to 40 minutes</p> <p>KNOW</p>	<ul style="list-style-type: none"> ✓ Complete the <i>Personality Styles</i> quiz ✓ Save 3 careers 	<ul style="list-style-type: none"> • Investigate <i>Personality Styles</i> • Explore how their own personality style can help them at home, school, work, and other areas of their life
<p>Exploring Career Factors</p> <p>🕒 30 to 40 minutes</p> <p>EXPLORE</p>	<ul style="list-style-type: none"> ✓ Save 3 careers 	<ul style="list-style-type: none"> • Further explore and investigate <i>Important Factors</i>: work/life balance, money, making a difference, education, interests, growth • Assess which of these 6 core factors are important to them when making a career decision, and why • Prioritize the 6 core factors that influence their career decisions
<p>Getting Experience</p> <p>🕒 20 to 30 minutes</p> <p>PLAN GO!</p>	<ul style="list-style-type: none"> ✓ Save 3 careers ✓ Add 3 experiences to the <i>Experiences Timeline</i> 	<ul style="list-style-type: none"> • Explore different ways to get work experience now • Identify several ways to get experience while still in school: community service / volunteerism, co-op programs, part-time job, internships, etc. • Assess which type of experience is best suited for their career interests and goals

Suggested activities



ABOUT ME

- ✓ Update avatar and cover photos
- ✓ Complete the *Personality Styles* quiz
- ✓ Save interesting and helpful resources to help bring plans to life in *Storyboard*

GOALS & PLANS

- ✓ Create one or more plans


EXPLORE OPTIONS

- ✓ Choose a career profile, save it and rate the *Important Factors* for that career
- ✓ Start to explore programs and majors, see which programs are available at schools of interest

10th Grade

LESSON	BEFORE BEGINNING...	STUDENTS WILL...
<p>Work Values</p> <p>🕒 30 to 40 minutes</p> <p>KNOW EXPLORE</p>	<p>✓ Save 3 careers</p>	<ul style="list-style-type: none"> • Consider what work values are • Explore their own work values • Investigate careers that may be satisfying based on their values
<p>Careers and Lifestyle Costs</p> <p>🕒 40 to 50 minutes</p> <p>EXPLORE PLAN</p>	<p>✓ Save 3 careers</p>	<ul style="list-style-type: none"> • Identify some of their most important lifestyle goals • Assess whether or not they can achieve lifestyle goals in a career that interests them
<p>Workplace Skills and Attitudes</p> <p>🕒 20 to 30 minutes</p> <p>PLAN GO!</p>	<p>✓ Students can dive right in!</p>	<ul style="list-style-type: none"> • Explore skills and behaviors that employers look for, such as time management, dependability, good attitude, communication skills, problem solving, etc. • Explain why these skills and behaviors are important to various careers and how they manifest on the job • Assess their own employability skills

Suggested activities



ABOUT ME

- ✓ Complete *Matchmaker Mission Complete* questions
- ✓ Add volunteer experiences to the *Experiences Timeline*

EXPLORE OPTIONS

- ✓ Choose career profiles of interest and then look through the *Earnings* and *Sample Career Path* sections of those profiles


EXPLORE OPTIONS *(continued)*

- ✓ Review saved careers, update list and further investigate preferred careers
- ✓ Explore schools and majors, experiment with the filters to see how different factors affect the options
- ✓ Save schools and majors of interest

11th Grade

LESSON	BEFORE BEGINNING...	STUDENTS WILL...
<p>Choosing a College or University</p> <p>🕒 40 to 50 minutes</p> <p>KNOW EXPLORE PLAN</p>	<p>✔ Save 3 schools</p>	<ul style="list-style-type: none"> • Identify which factors are important to them in a potential postsecondary school • Investigate how a college or university stacks up to their priorities
<p>Career Demand</p> <p>🕒 40 to 50 minutes</p> <p>EXPLORE</p>	<p>✔ Save 3 careers</p>	<ul style="list-style-type: none"> • Learn about career projections and outlooks • Analyze factors that impact career demand, such as changes in technology, demographics, business practices or production methods, consumer preferences, and workplace restructuring • Explore how their career plans may be shaped based on the demand for a career that interests them
<p>Entrepreneurial Skills</p> <p>🕒 20 to 30 minutes</p> <p>EXPLORE PLAN</p>	<p>✔ Save 3 careers</p>	<ul style="list-style-type: none"> • Identify the skills and characteristics that make entrepreneurs successful • Investigate paths to becoming an entrepreneur (including starting your own business, buying a franchise and others) • Explore the benefits and challenges of becoming an entrepreneur • Investigate ways to apply entrepreneurial skills within a career that interests them (develop entrepreneurial opportunities for themselves with any career)

Suggested activities



ABOUT ME

- ✔ Add part-time and/or summer job experiences to *Experiences Timeline*
- ✔ Explore educator-provided links and resources for financial aid

GOALS & PLANS

- ✔ Update and edit plans in *My Plans*—delete any plans that may no longer be relevant

EXPLORE OPTIONS

- ✔ Select school profiles that are of interest and further explore academic options by looking at admission requirements for those school and majors
- ✔ Review saved schools and programs, update list based on new experiences or insights

12th Grade

LESSON	BEFORE BEGINNING...	STUDENTS WILL...
<p>Defining Success</p> <p>🕒 20 to 30 minutes</p> <p>KNOW EXPLORE PLAN</p>	<p>✓ Save 3 careers</p>	<ul style="list-style-type: none"> • Explore what success means to them in various aspects of life including in their personal life, school, and career • Explore ways they can make a difference and achieve success in a career that interests them
<p>Career Backup Plans</p> <p>🕒 30 to 40 minutes</p> <p>EXPLORE</p>	<p>✓ Save 3 careers</p>	<ul style="list-style-type: none"> • Learn the importance of career backup plans • Investigate strategies for dealing with obstacles that may come up in their career path • Explore potential backup careers for themselves
<p>Job Interviews</p> <p>🕒 20 to 30 minutes</p> <p>PLAN GO!</p>	<p>✓ Students can dive right in!</p>	<ul style="list-style-type: none"> • Explore ways to prepare for a job interview • Describe their own abilities and qualifications in the context of an interview • Investigate job interview questions in the context of a career that interests them • Explore appropriate post-interview behaviors and actions

Suggested activities



ABOUT ME

- ✓ Review content and make any updates

GOALS & PLANS

- ✓ Identify a plan or plans to put into action and delete any plans that might be outdated
- ✓ Select schools and programs and begin application process

EXPLORE OPTIONS

- ✓ Conduct a final exploration of schools and majors of interest—become familiar with campus locations, culture and program requirements

DASHBOARD

- ✓ Explore educator-provided links and resources for financial aid

Ongoing Activities

Explore Options

Students are encouraged to browse, filter and research to learn more about the range of career, school and education programs available. The more exposure, the better!

EXPLORE

Building About Me

Good career decisions start with strong self-knowledge. With regular updates to the *Experiences*, *Skills* and *Interests* sections of *About Me*, students create a fuller picture of who they are.

KNOW

Course Planning

The best course planning is done over time, in the context of career exploration and planning. Course plans can be modified and updated on an ongoing basis. Of course, annual course selections is regular event for all students throughout the high school years.

PLAN

Lessons and Assignments

Educators can activate new lessons and activities for students at any time. Students are encouraged to login regularly to stay on top of their assigned projects.

KNOW

EXPLORE

PLAN

GO!

Curate Saved Options

Review, reflect and update saved options overtime to keep pace with new learnings and evolving preferences. An up-to-date list of saved options is a great foundation for students' future planning.

EXPLORE

PLAN

Storyboard

Students can add content to their personal Storyboard at anytime. Ongoing, organic building of content allows students to create a rich archive of resources they value and develop a library of their proudest or most relevant accomplishments from each grade.

KNOW

EXPLORE

PLAN

GO!

Building Plans

Keeping plans current requires periodic creation of new plans to reflect new interests and editing or deletion of existing plans. Ongoing planning allows students to gain experience with this critical skill, strengthening their ability to plan.

PLAN

GO!

